

C E S A R

THE 50'S

Wall system

Design by García Cumini

- **INSPIRATIONS**

The 50's reinvents the shelving units and cabinets of that decade while adding new functions to meet the requirements of a more flexible society. This flexibility becomes clear from The 50's ability to harmonise with and connect various rooms in the home. With the right accessories, this system can be used in the kitchen, in the living room or to mix both functions.

- **DESCRIPTION**

This system is made up of uprights in extruded aluminium and units with doors, open shelving units, drawer units, stemware-racks, shelves with rear retaining rails and home office desks. The system can be fitted with household appliances such as ovens and coffee machines. The wall version of The 50's is available with a floor-standing upright or a full-height one.



The 50's wall version



The 50's full-height wall version

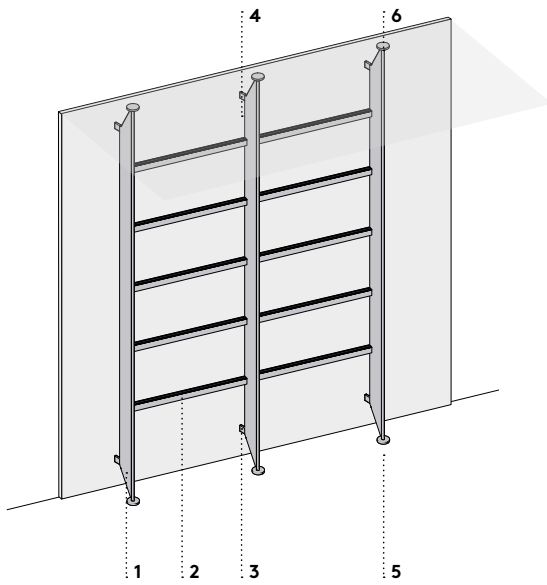
THE 50'S

Wall system

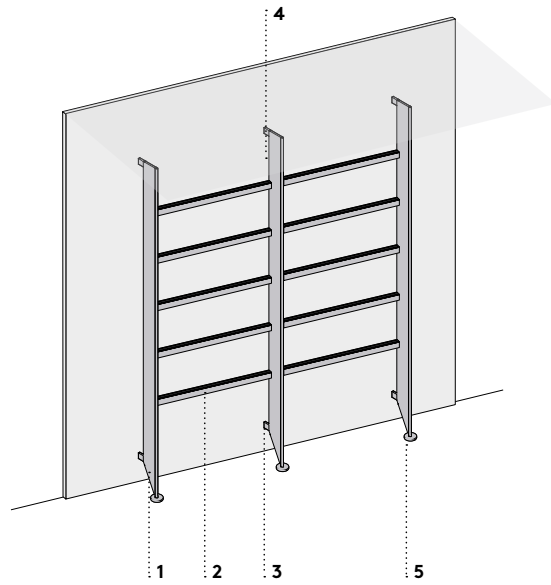
Design by García Cumini

• STRUCTURAL PARTS

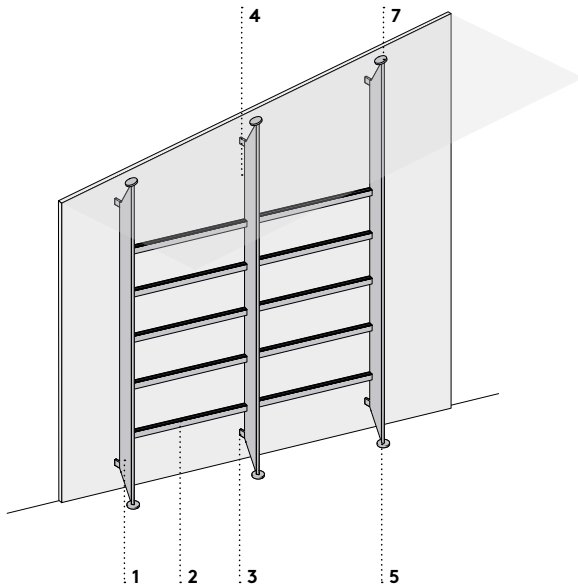
Version with full-height upright



Version with wall upright



Version with upright for slanting ceilings



- 1 Vertical upright
- 2 Crossbar
- 3 Wall fixing bracket
- 4 Led lighting
- 5 Bottom foot
- 6 Top foot with anchoring pin
- 7 Articulated foot with fastening screw

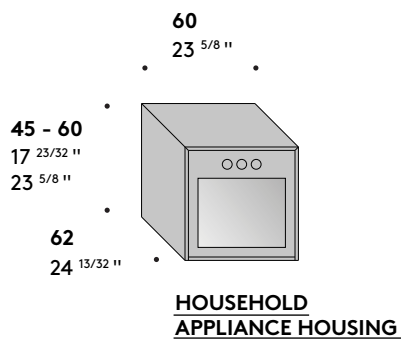
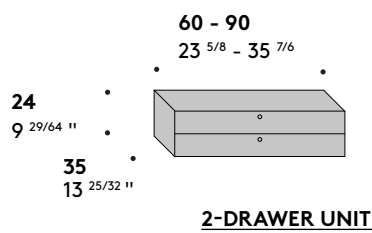
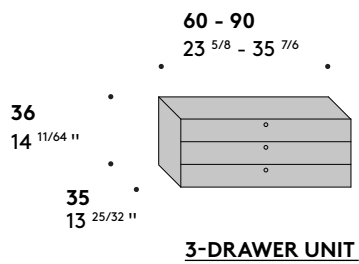
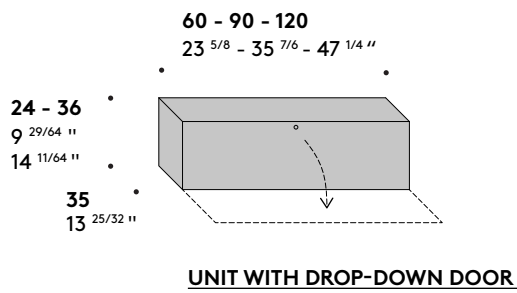
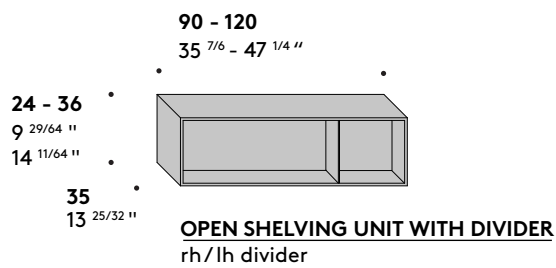
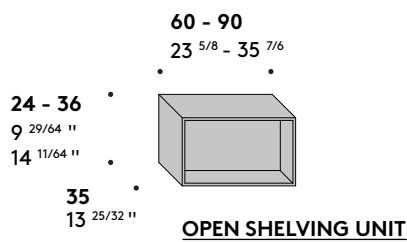
Cesar Arredamenti Spa is entitled to make any modifications deemed necessary to improve the functionality or aesthetics of its products without giving prior notice.

THE 50'S

Wall system

Design by García Cumini

• UNITS AND DRAWERS UNITS



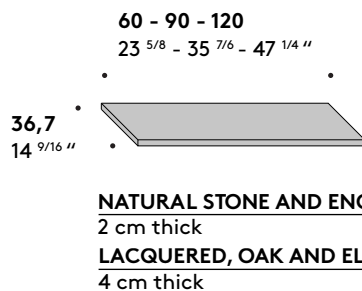
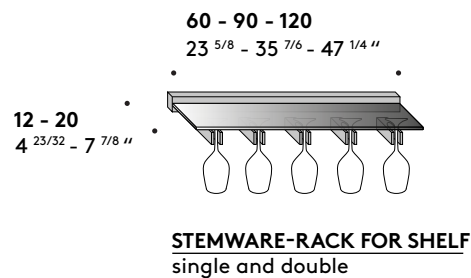
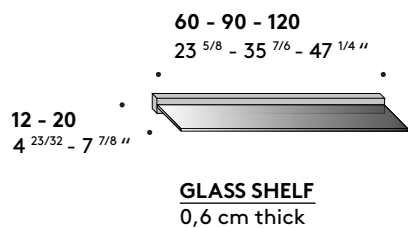
C E S A R

THE 50'S

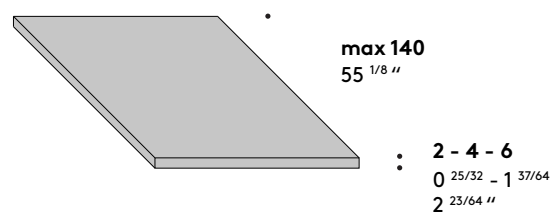
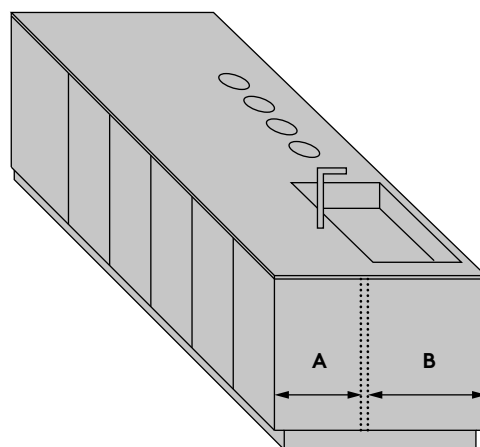
Wall system

Design by García Cumini

• ACCESSORIES



• ISLAND PROJECT



CESAR TOP *

* diamond finish not available.

90: 22 (A) + 62 (B) cm
120: 47 (A) + 67 (B) cm
35 ⁷/₆ " : 8 ²¹/₃₂ " (A) + 24 ¹³/₃₂ " (B)
47 ¹/₄ " : 18 ¹/₂ " (A) + 26 ³/₈ " (B)

ISLAND (MAXIMA - INTARSIO - N_ELLE)

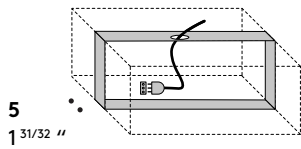
Cesar Arredamenti Spa is entitled to make any modifications deemed necessary to improve the functionality or aesthetics of its products without giving prior notice.

THE 50'S

Wall system

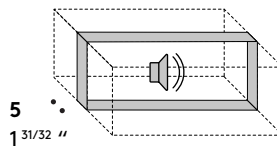
Design by García Cumini

- ACCESSORIES FOR OPEN SHELVING / DROP-DOWN DOOR UNITS



ELECTRIC SOCKET

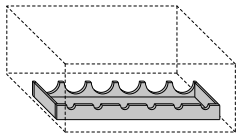
concealed with wiring grommets
 * for modules with ceiling rose
 * for modules next to island base units



SOUND SYSTEM

Bluetooth
 * only for open shelving units

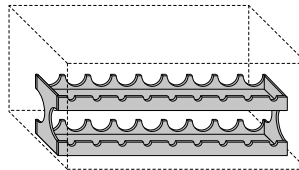
60 - 90
 23 ⁵/₈ - 35 ⁷/₆



SINGLE BOTTLE-RACK

for module H 24

60 - 90
 23 ⁵/₈ - 35 ⁷/₆



DOUBLE BOTTLE-RACK

for module H 36



C E S A R

THE 50'S

Wall system

Design by García Cumini

- **UPRIGHT FINISHES**

Brushed satin black

.....

- **FINISHES OF INTERIOR DIVIDERS**

Painted in black

.....

- **FINISHES OF "FIOCINA" ELEMENT**

Black
Polished nickel
Champagne
Bronze

.....

- **KNOB FINISHES**

Black
Polished nickel
Champagne
Bronze

.....

- **FOOT FINISHES**

Black
Polished nickel
Champagne
Bronze

- **UNITS AND DRAWERS UNITS FINISHES**

Oak wood veneers
Elm wood veneers
Silk-effect lacquers
Structured lacquers

.....

- **DESK FINISHES**

Oak wood veneers
Elm wood veneers
Silk-effect lacquers
Structured lacquers
Engineered stone
Natural stone

.....

- **SHELF FINISHES**

Grigio Fumè glass
Bronzo glass

.....

- **BREAKFAST BAR FINISHES**

Same finishes as Cesar tops

IMPORTANT:

The notes, dimensions and finishes are indicative

Cesar Arredamenti Spa is entitled to make any modifications deemed necessary to improve the functionality or aesthetics of its products without giving prior notice.

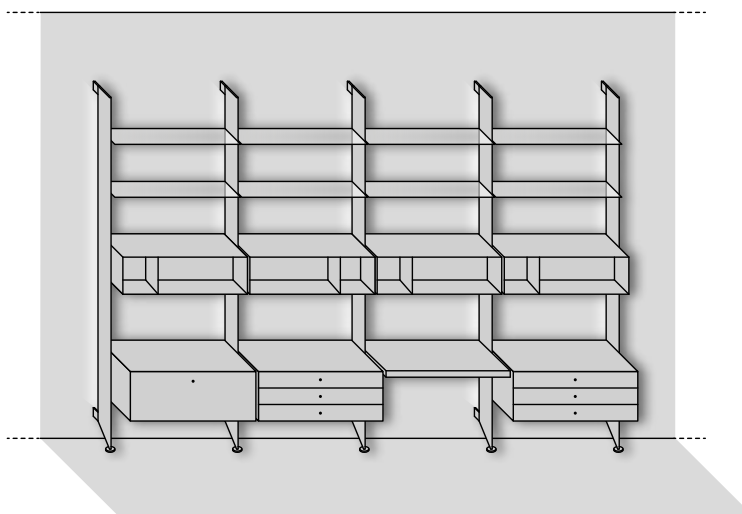
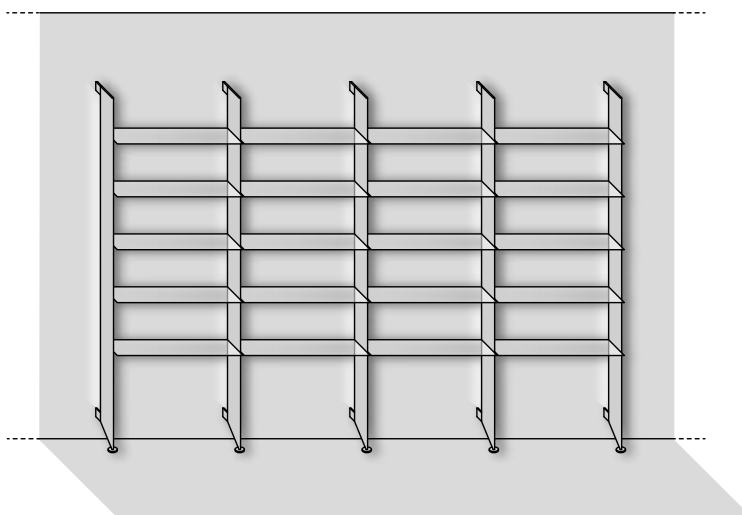
C E S A R

THE 50'S

Wall system

Design by García Cumini

- EXAMPLES OF WALL VERSION ARRANGEMENTS



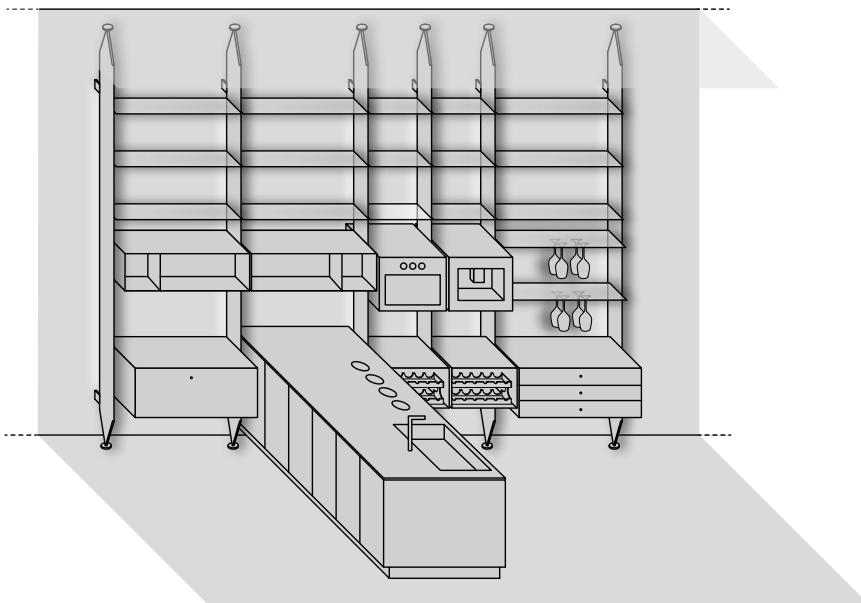
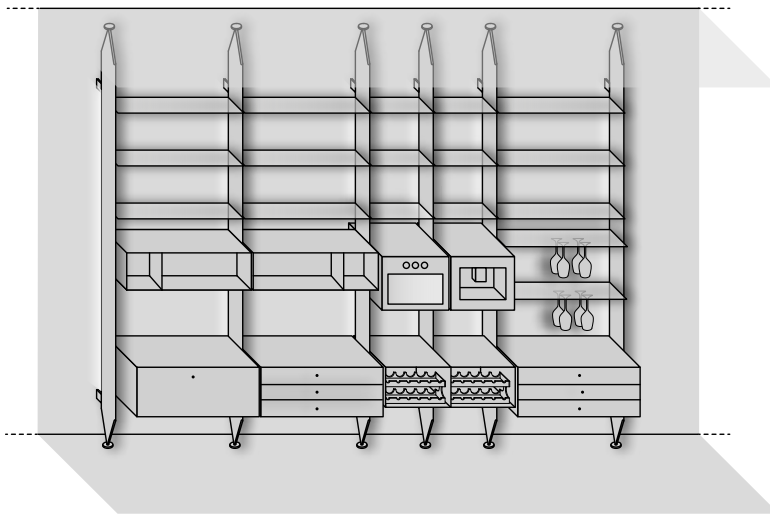
C E S A R

THE 50'S

Wall system

Design by García Cumini

- EXAMPLES OF FULL-HEIGHT VERSION ARRANGEMENTS



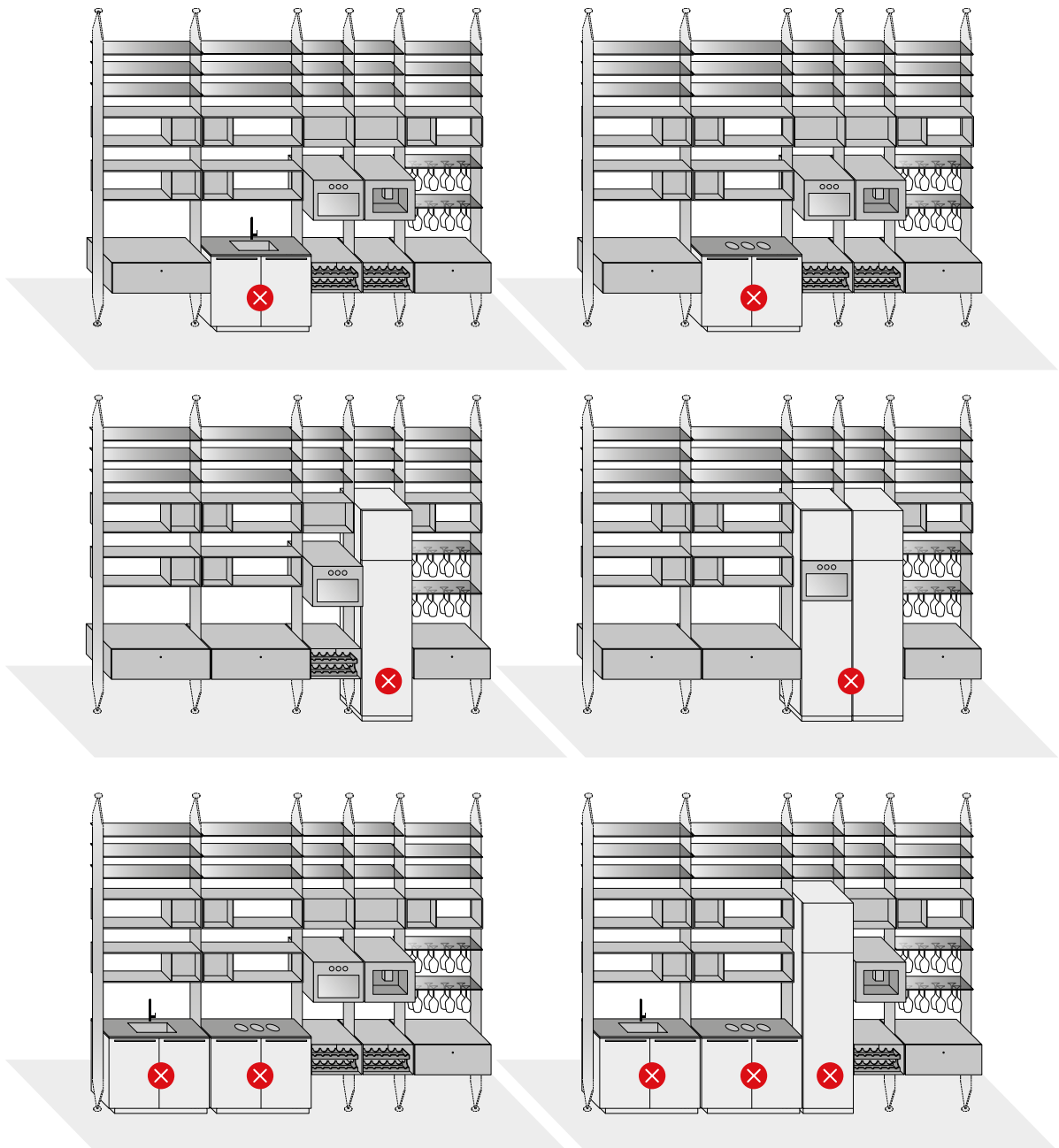
Cesar Arredamenti Spa is entitled to make any modifications deemed necessary to improve the functionality or aesthetics of its products without giving prior notice.

THE 50'S

Wall system

Design by García Cumini

• • WRONG ARRANGEMENTS



C E S A R

THE 50'S

Double faced system

Design by García Cumini

- **INSPIRATIONS**

The double-faced version of The 50's meets the needs of those who love open-space rooms in which functions are in an interconnected flow. It's perfect for those who want an architecture consisting of objects and not of walls, that lets areas dedicated to different purposes communicate with each other thanks to a clever interplay of solids and voids.

- **DESCRIPTION**

A double-faced bookcase system that reaches the ceiling, is free-standing and can be used as a partition to divide spaces.

Its narrow depth makes it suitable for rooms of any size and it can even be fitted with a peninsula for cooking and washing purposes. Perfect for the kitchen, it's also an ideal choice for the dining and living room areas.



Cesar Arredamenti Spa is entitled to make any modifications deemed necessary to improve the functionality or aesthetics of its products without giving prior notice.

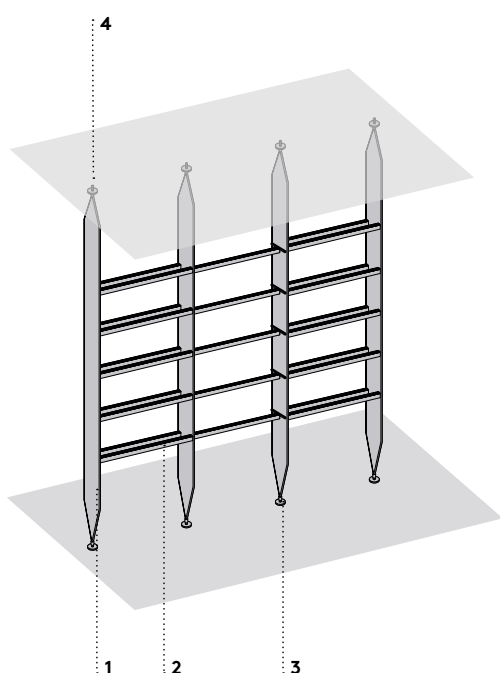
THE 50'S

Double faced system

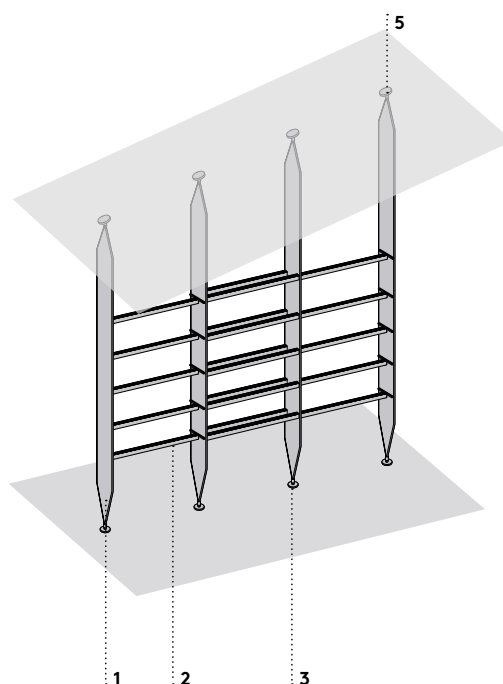
Design by García Cumini

• STRUCTURAL PARTS

Version with full-height upright



Version with upright for slanting ceilings



- 1 Vertical upright
- 2 Crossbar
- 3 Bottom foot
- 4 Top foot with anchoring pin
- 5 Articulated foot with fastening screw

• GENERAL INFORMATION

01_Uprights in extruded, satin black, brushed anodised aluminium. Maximum H 300 cm. Available on request up to 390 cm.

02_ An arrangement must have at least 3 uprights and 5 crossbars for each pair of uprights.

03_The floor and ceiling feet can be adjusted by 1 cm. The top foot has an anchoring pin to fix it to the ceiling while the bottom foot is available with an anti-slip rubber pad.

04_Glass shelves: 0,6 cm thick, 35 cm deep. Available in The 50's three widths.

05_Led lighting is not available.

06_The uprights can be drilled – both towards the ceiling and towards the floor – for electric cable runs to power household appliances (this must be decided during the planning phase).

Cesar Arredamenti Spa is entitled to make any modifications deemed necessary to improve the functionality or aesthetics of its products without giving prior notice.

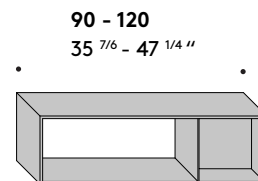
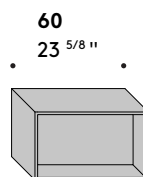
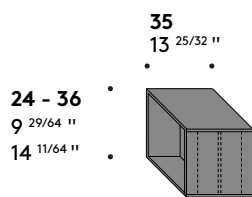
C E S A R

THE 50'S

Double faced system

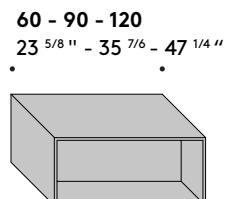
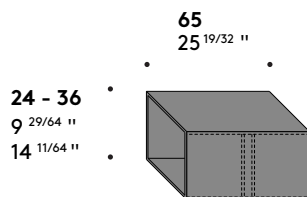
Design by García Cumini

• UNITS AND DRAWERS UNITS

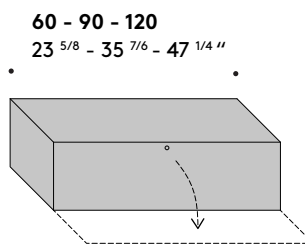
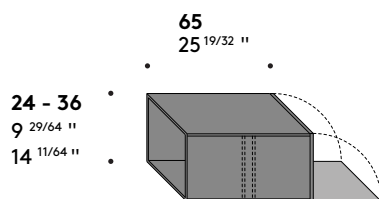


OPEN SHELVING UNIT

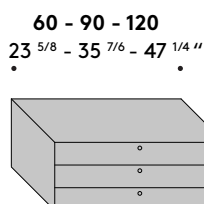
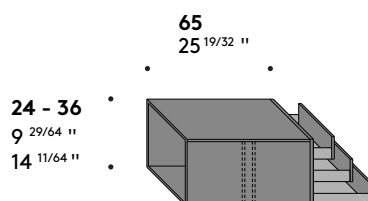
BACKLESS UNIT +
OPEN SHELVING UNIT
rh/lh divider



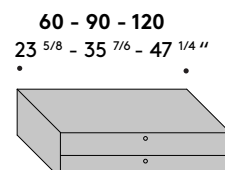
OPEN SHELVING UNIT



UNIT WITH DROP-DOWN DOOR



3-DRAWER UNIT



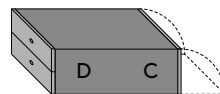
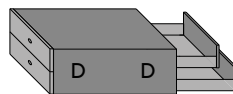
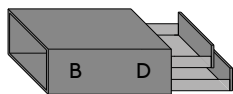
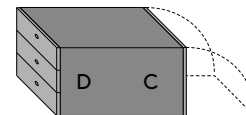
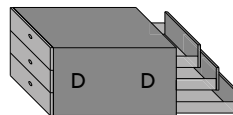
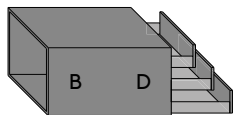
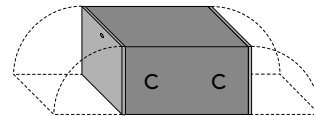
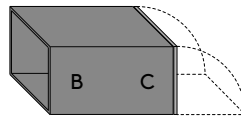
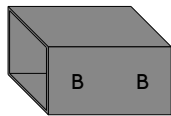
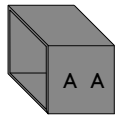
2-DRAWER UNIT

THE 50'S

Double faced system

Design by García Cumini

- HOW TO ARRANGE BACK-TO-BACK ACCESSORIES



Key

A: open shelving unit (for 60 cm modules) / backless open shelving unit + open shelving unit

B: open shelving unit

C: drop-down door

D: drawers

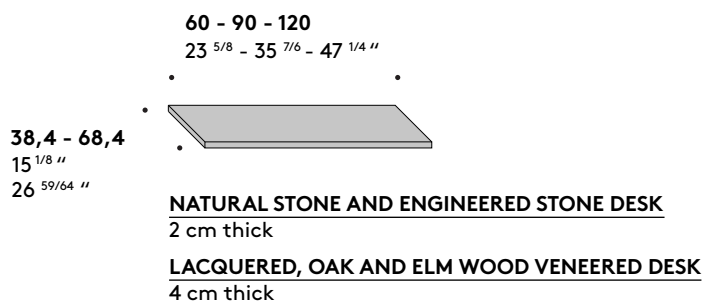
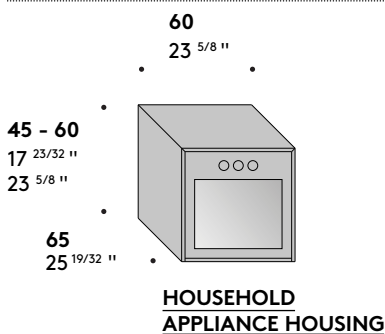
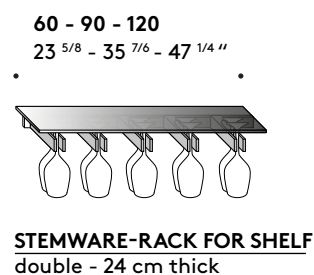
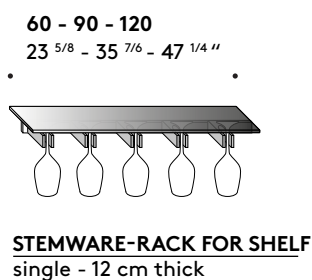
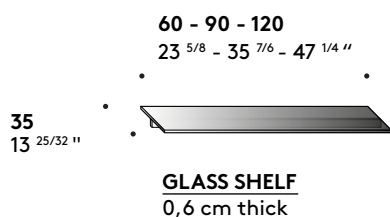
C E S A R

THE 50'S

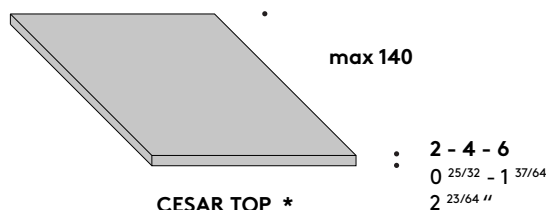
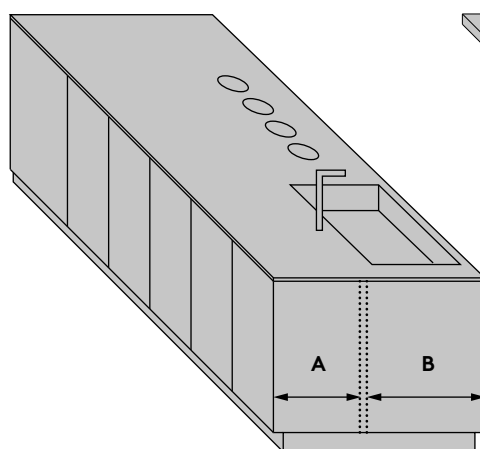
Double faced system

Design by García Cumini

• ACCESSORIES



• ISLAND PROJECT



* diamond finish not available.
To use consult the examples of arrangements on pages 09-10.

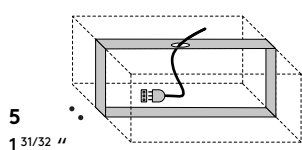
90: 22 (A) + 62 (B) cm
120: 47 (A) + 67 (B) cm
35 ⁷/₆ " : 8 ²¹/₃₂ " (A) + 24 ¹³/₃₂ " (B)
47 ¹/₄ " : 18 ¹/₂ " (A) + 26 ³/₈ " (B)

ISLAND (MAXIMA - INTARSIO - N_ELLE)

THE 50'S

Double faced system
Design by García Cumini

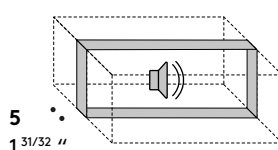
• ACCESSORIES FOR OPEN SHELVING / DROP-DOWN DOOR UNITS



5
1 31/32 "

ELECTRIC SOCKET

concealed with wiring grommets
* for modules with ceiling rose
* for modules next to island base units

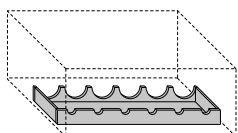


5
1 31/32 "

SOUND SYSTEM

Bluetooth
* only for open shelving units

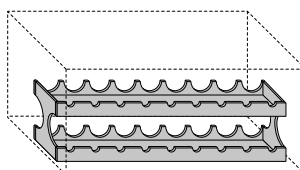
60 - 90
23 5/8 - 35 7/6



SINGLE BOTTLE-RACK

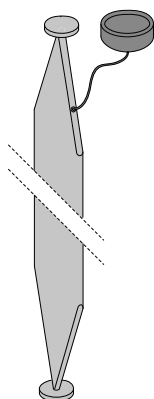
for module H 24

60 - 90
23 5/8 - 35 7/6



DOUBLE BOTTLE-RACK

for module H 36



CEILING ROSE

for cables running through the ceiling
* for modules with household appliances
* for modules with electric socket accessory

NOTE

Electric power cables for accessories
can run from the ceiling or from the base of the kitchen.

C E S A R

THE 50'S

Double faced system

Design by García Cumini

- **UPRIGHT FINISHES**

Brushed satin black

.....

- **FINISHES OF "FIOCINA" ELEMENT**

Black
Polished nickel
Champagne
Bronze

.....

- **KNOB FINISHES**

Black
Polished nickel
Champagne
Bronze

.....

- **FOOT FINISHES**

Black
Polished nickel
Champagne
Bronze

- **UNITS AND DRAWERS UNITS FINISHES**

Oak wood veneers
Elm wood veneers
Silk-effect lacquers
Structured lacquers

.....

- **DESK FINISHES**

Oak wood veneers
Elm wood veneers
Silk-effect lacquers
Structured lacquers
Engineered stone
Natural stone

.....

- **SHELF FINISHES**

Grigio Fumè glass
Bronzo glass

.....

- **BREAKFAST BAR FINISHES**

Same finishes as Cesar tops

IMPORTANT:

The notes, dimensions and finishes are indicative

Cesar Arredamenti Spa is entitled to make any modifications deemed necessary to improve the functionality or aesthetics of its products without giving prior notice.

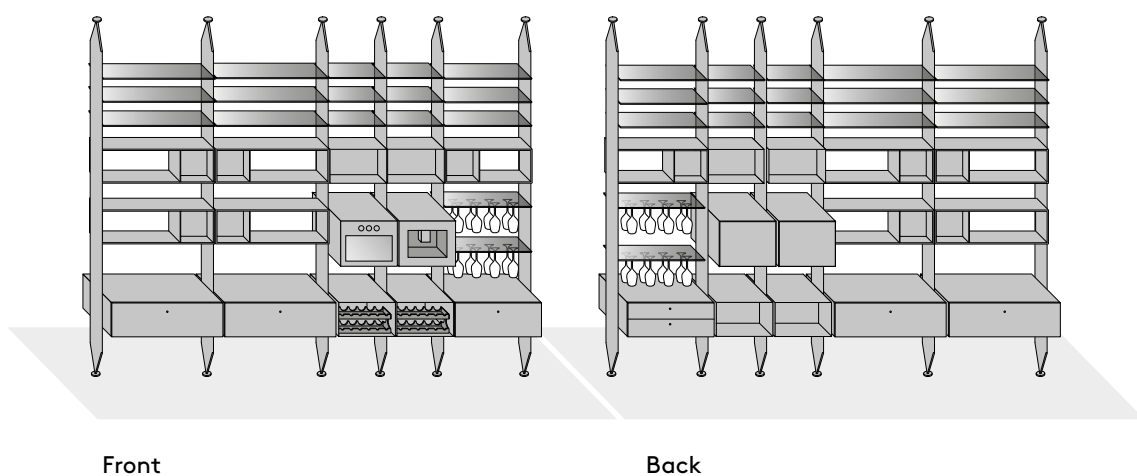
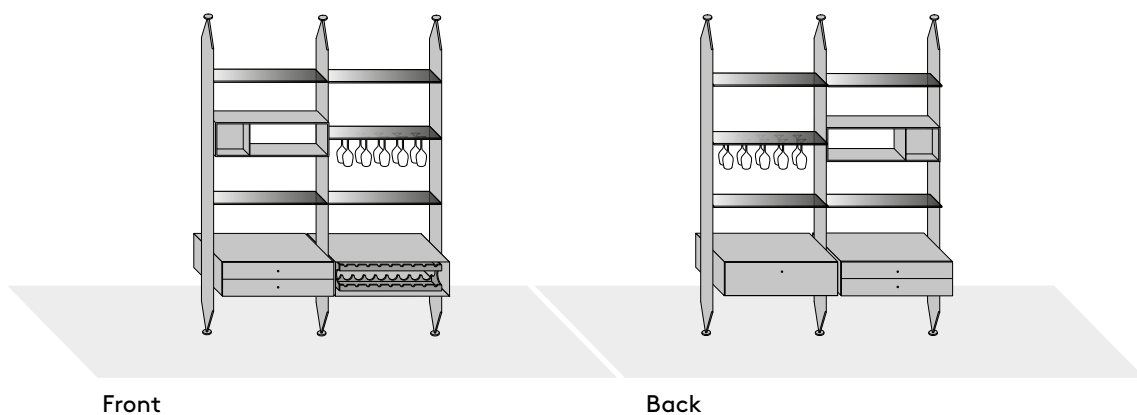
C E S A R

THE 50'S

Double faced system

Design by García Cumini

- EXAMPLES OF ARRANGEMENTS



Cesar Arredamenti Spa is entitled to make any modifications deemed necessary to improve the functionality or aesthetics of its products without giving prior notice.

cesar.it

©Cesar Arredamenti Spa

C E S A R

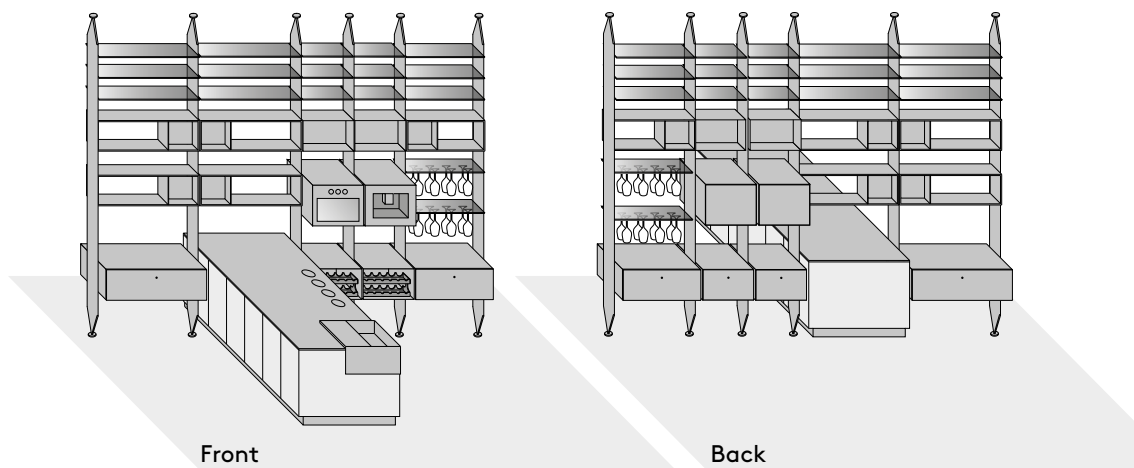
THE 50'S

Double faced system

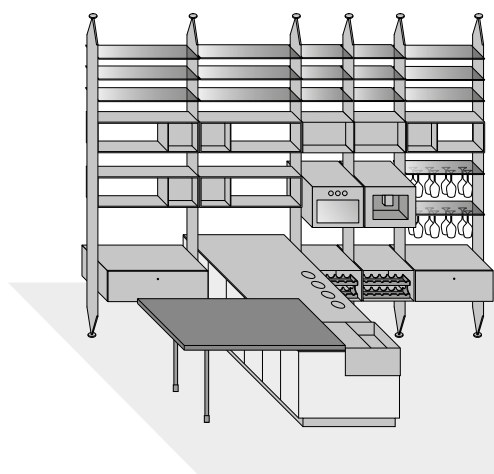
Design by García Cumini

- **EXAMPLES OF ARRANGEMENTS**

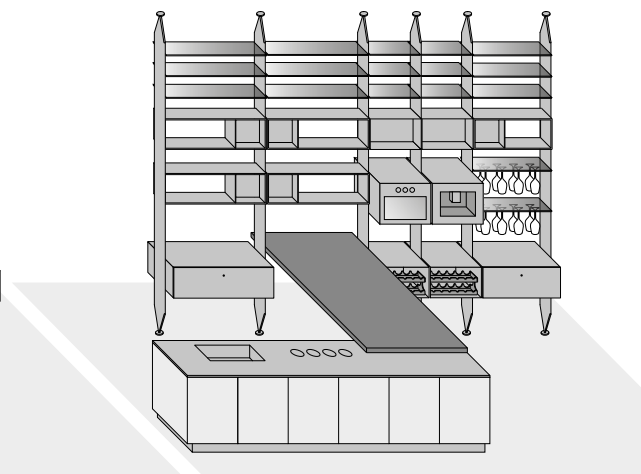
A. WITH AN ISLAND



B. BREAKFAST BAR + ISLAND



C. "BRIDGING" BREAKFAST BAR + ISLAND

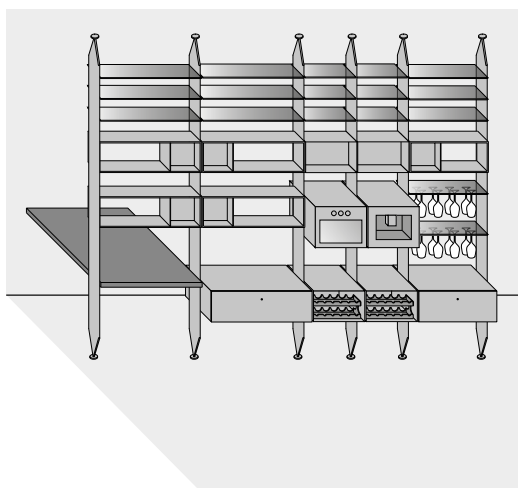


THE 50'S

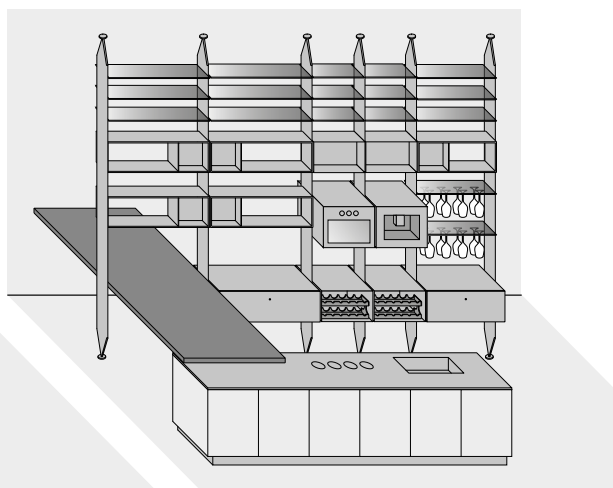
Double faced system
Design by García Cumini

- EXAMPLES OF ARRANGEMENTS

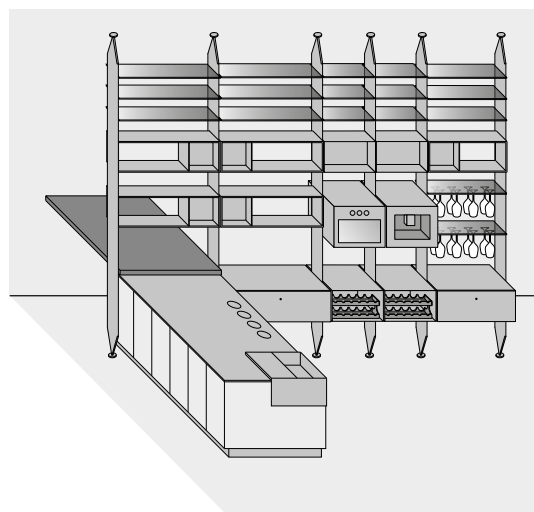
D. WALL-MOUNT BREAKFAST BAR



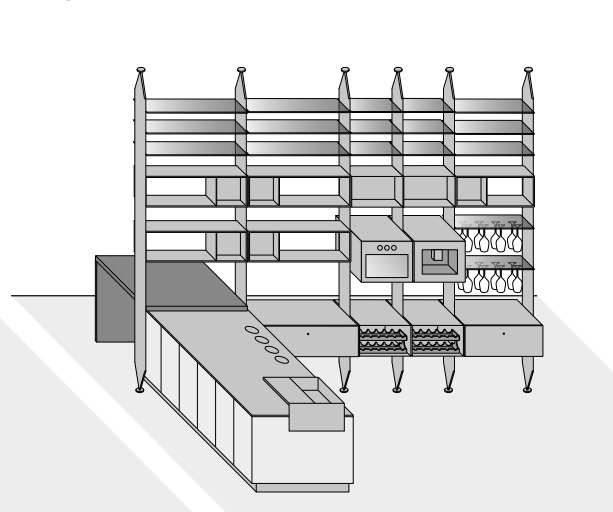
E. WALL AND ISLAND-MOUNT "BRIDGING" BREAKFAST BAR



F. WALL AND ISLAND-MOUNT BREAKFAST BAR



G. BREAKFAST BAR WITH SIDE PANEL + ISLAND



REMARKS: The breakfast bar can cross both sides of The 50's arrangement but at least one of its two sides must be anchored to the wall or to the base units.

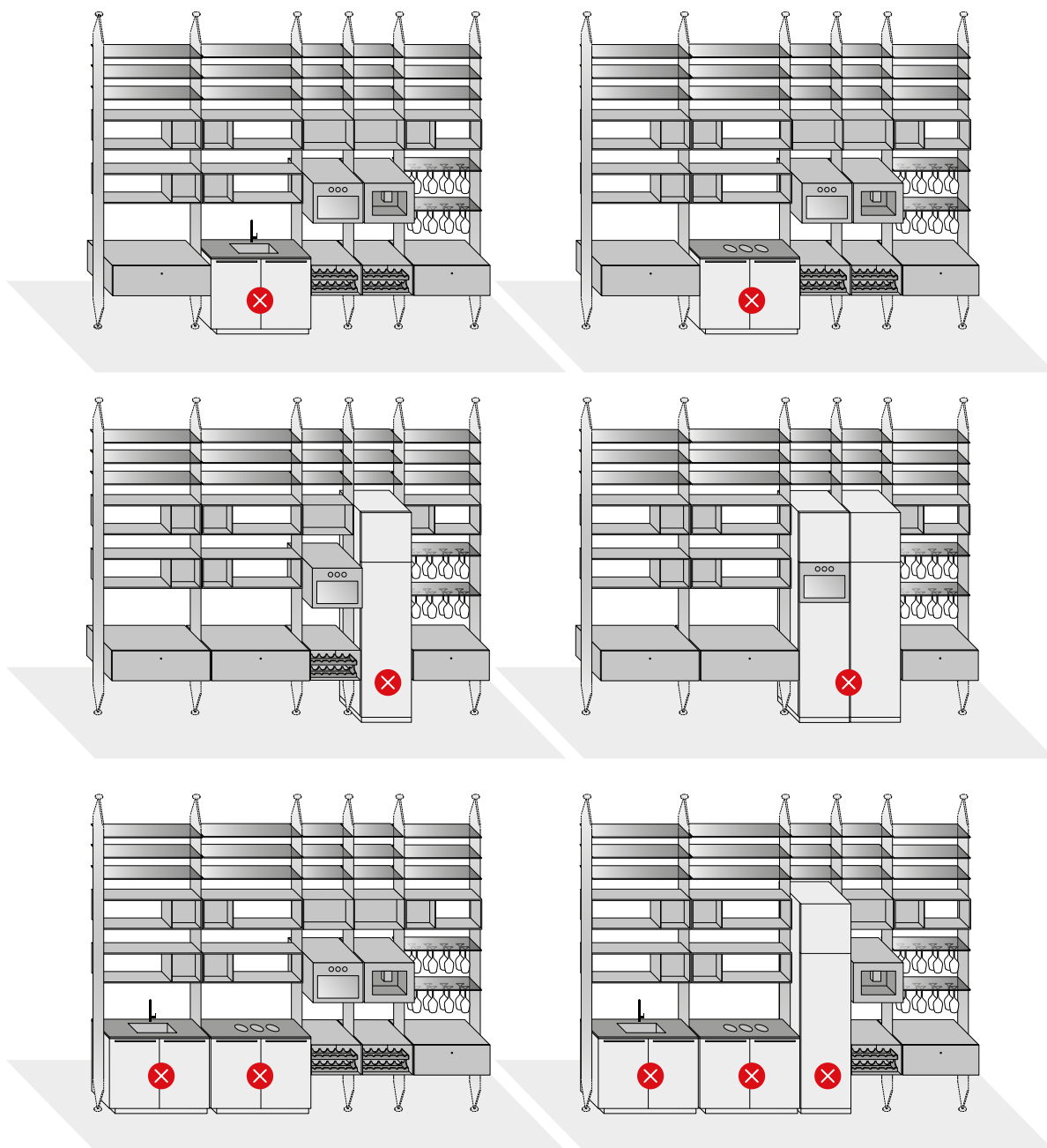
Cesar Arredamenti Spa is entitled to make any modifications deemed necessary to improve the functionality or aesthetics of its products without giving prior notice.

C E S A R

THE 50'S

Double faced system
Design by García Cumini

• WRONG ARRANGEMENTS



Cesar Arredamenti Spa is entitled to make any modifications deemed necessary to improve the functionality or aesthetics of its products without giving prior notice.