

C E S A R

N_ELLE


Design by R&D Cesar

N_Elle is the made-over version of Cesar's monolithic project consisting of sharp, clean-cut lines and a very lightweight appeal achieved thanks to 45° module edges. The new line of the wall and tall units make it easy to mix and match this model with the other Cesar systems to create distinctive, elegant arrangements that focus on comfortable living.



45° DOOR

22-mm thick, 45° door which can be used with the wide range of Cesar finishes and modules, in particular with lacquers, wood veneers and steel.



45° FRAMED DOOR

This door is composed of a 16-mm wide Opaco or Nero finish aluminium 45° frame paired with 6-mm thick fronts available in marble, ceramic or engineered stone. The inside of the door is finished with an aluminium panel in the same finish as the frame for an elegant look and to protect the front panel from impact and scratches.



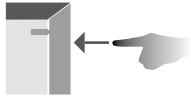
C E S A R

N_ELLE

Design by R&D Cesar

MONOLITH TOP GENERAL INFORMATIONS

Monolith top



When used together, the 45° edge of the door and the 45° edge of the top form a monolith.



Door thickness

22 mm

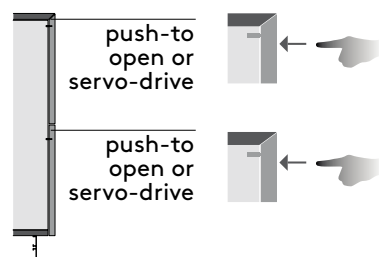
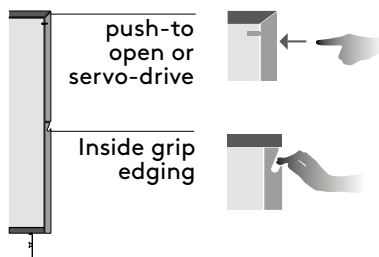
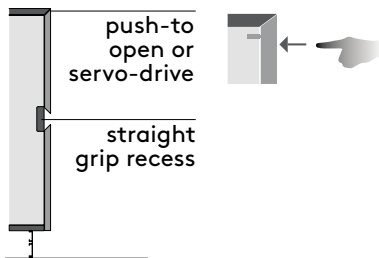
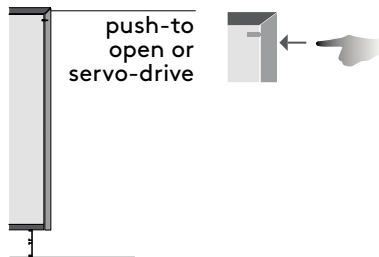
Door edge

45° door

45° Framed door



Opening methods



C E S A R

N_ELLE

Design by R&D Cesar

SHARK TOP GENERAL INFORMATIONS

Shark top



The door with its 45° edge, paired with the double slant of the Shark top, creates an optimal space to grasp the door.



Door thickness

22 mm

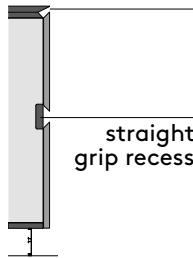

Door edge

45° door

45° Framed door



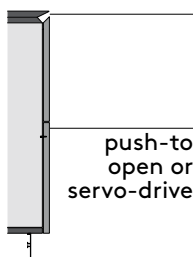
Opening methods



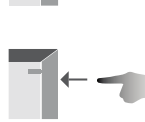
straight
grip recess



Inside grip
edging



push-to
open or
servo-drive



C E S A R

N_ELLE

Design by R&D Cesar

MODULARITY

BASE UNITS

Depth	35/47/62/67 cm
Width	30/45/60/75/90/95/105/110/120/130/135 cm
Height	36.8/78/84 cm

TALL UNITS

Depth	35/38/62/65 cm
Width	45/60/90/115/120/130 cm
Height	210/222 cm

WALL UNITS

Depth	35 cm
Width	15/30/45/60/65/75/90/95/105/120/150/180/240 cm
Height	36/48/60/72/84/96/120 cm

MODULARITY OF CERAMIC AND MARBLE

BASE UNITS

Depth	35/47/62/67 cm
Width	45/60/75/90/105/120 cm
Height	36.8/78/84 cm

C E S A R

N_ELLE

Design by R&D Cesar

FINISHES


45° door	Framed door
	

FENIX


It derives from laminates from which it nevertheless differs for the use of nanotechnological treatments, of new-generation acrylic resins and for its matt appearance. These new resins are fixed by means of a cold polymerisation production process which produces a sheet that must be bonded to a backing panel. The main characteristics of Fenix are: a very matt, anti-fingerprint surface, a soft feel, resistance to scratches and abrasions, heat-activated repair of micro-scratches, cleaning ease and water repellence.

FENIX NTM


Stands out for its surface – which only reflects a small quantity of light, making it very matt – its silky feel and the fact that any micro-scratches can be repaired.




FX03
Bianco Kos




FX02
Panna




FX16
Pietra



FX18
Piombo




FX17
Fango



FX20
Rosso Jaipur



FX21
Cacao Orinoco



FX22
Grigio Bromo



FX19
Nero




* Finishes on request

FENIX NTA

Fenix NTA has a sheet of metal on its surface.

(vertical grain)



FX25
Argento Dukat



FX23
Acciaio Hamilton



FX24
Oro Cortez

C E S A R

N_ELLE


Design by R&D Cesar

FINISHES

45° door	Framed door
	

UNICOLOR HPL

Unicolor HPL is a material made up of layers of cellulose fibre impregnated with thermosetting resins and then subjected to the combined and simultaneous action of pressure and heat exerted in special presses for a certain amount of time that varies depending on the type of laminate. These treatments give the material excellent hardness as well as resistance to scratches, impact, abrasions, chemical agents, bacteria and heat. Unicolor can reproduce the plain colours typical of lacquers, wood veins or materials such as cement or marble.



T136

Bianco



TL87

Calacatta Oro



TL86

Calacatta Grigio




T413

Cemento Chiaro



T408

Portland




T410

Botticino



T145

Pietra Brown



T420

Nero Ardesia



T438

Impero



* Finishes on request

C E S A R

N_ELLE


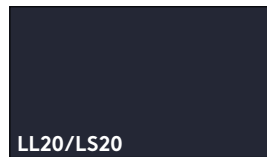
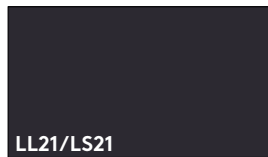


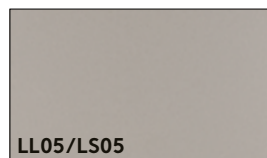



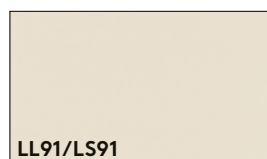

Design by R&D Cesar

FINISHES

45° door	Framed door
	

GLOSS AND SILK-EFFECT LACQUERS

Lacquer is a pigmented polyurethane resin applied to a MDF panel. Lacquering can have a gloss or silk-effect (matt) finish. For as much as regards the gloss finish, after having lacquered the MDF surface (that has already been treated and sanded) in the chosen shade, it is rubbed down and brushed: in fact, it's the brushing that gives it its gloss finish. To achieve the silk effect, a matting agent is applied directly over the lacquer.



*Extra charge for customer's sample lacquering.

For sample lacquering the delivery date of the order will be postponed by one week.

C E S A R

N_ELLE

Design by R&D Cesar

FINISHES

45° door	Framed door
✓	✗


STRUCTURED LACQUERS

This is a soft and elegant interpretation of paint for exteriors. This coating takes on different nuances depending on the light, creating changing tones that make surfaces “vibrate”. A polyurethane basecoat is applied to an MDF panel. The edges are coated twice. After having sanded the panel, a coat of coloured lacquer is applied that basically creates a slight orange-peel effect and metallic reflections that give the door surface a “rippled” look. This finish features a textured surface and metallic pigments that enhance the colour with different hues depending on how light reflects on the surface. In pale-coloured finishes like quartz, this feature is more apparent and must be considered as a distinguishing feature of the finish and not as a fault.



METALLIC EFFECT LACQUERS

These finishes reproduce the effect of metals. A dark basecoat is applied to an unfinished MDF panel after which the skilled hands of lacquerers apply the metallic lacquer so as to create subtle, soft, light and dark differences in shade that produce a sort of 3D effect.



N_ELLE

Design by R&D Cesar

FINISHES

45° door	Framed door
✓	✗

WOOD VENEERS

A sheet of precious wood veneer is applied to a wood particleboard panel to give the finish a natural look and feel. This type of finish reduces the environmental impact created by felling trees because it replaces solid wood while preserving the same aesthetics. Moreover, it produces a lighter and more stable product. A finishing cycle of acrylic varnish preserves its features during day-to-day use.

OAK (ROVERE)

is derived from trees belonging to the fagaceae family and is available in a palette of light, medium and dark colours to create timeless settings. First finishes are not available with a continuous grain match.

(vertical grain)



RR09

Rovere Nordico



RR10

Rovere Mediterraneo




RR03

Rovere Argilla



RR11

Rovere Fossile



RR12

Rovere Dark



RR69

Rovere Corvino

ELM (OLMO)

has been appreciated since ancient times for its elegance and the stateliness of its appearance. It boasts timeless beauty, also courtesy of a natural, flamed grain that further enhances its aesthetic harmony. It's available in three versions in the Cesar palette: Sbiancato, Toscano and Grigio. Olmo finishes are supplied with a continuous vertical grain match.

(vertical grain)



LN98

Olmo Toscano



LN97

Olmo Sbiancato



LN99

Olmo Grigio

HEAT-TREATED OAK (ROVERE TERMOCOTTO)

an elegant finish achieved by means of an accurate treatment called fuming which can only be performed in hi-tech chambers. It gives the wood even tones and a darker colour while preserving the compactness of the fibres and grain as well as the wood's resistance. The Rovere termocotto finish is produced with a continuous vertical grain match.

(vertical grain)



LN86

Rovere Termocotto

C E S A R

N_ELLE

Design by R&D Cesar

FINISHES

45° door	Framed door
	

WALNUT (NOCE)

is a very precious wood species, one of the best in terms of quality, workability and strength. It is available in the "Desaturato" version – a process that brings the original wood grain to the surface, enhancing its beauty – and in the "Sgubbiata" version that "scratches" the surface of thicker-than-standard veneer to bring out its natural appearance. The Noce finishes have a continuous vertical grain match.

(vertical grain)



Noce Desaturato



Noce Sgubbiato

TEAK (TEAK)

this wood is derived from the Tectona plant, a precious wood species renowned for its aesthetic and physical properties and available in an amber colour. The Teak finish has a continuous horizontal grain match.

(horizontal grain)



Teak Ambrato

EUCALYPTUS (EUCALIPTO)

is an evergreen plant originating from south-east Australia. Eucalyptus wood has a light brown colour which gets slightly darker as it ages, taking on different, fascinating shades in its dark veins. The finish chosen by Cesar also entails a fuming process that enhances its subtle nuances. The Eucalipto finish has a continuous horizontal grain match.

(horizontal grain)



Eucalipto

N_ELLE

Design by R&D Cesar

FINISHES

45° door	Framed door
	

SANTOS PALISANDER (PALISSANDRO SANTOS)

is one of the best-loved exotic woods and comes from the Bolivian and Brazilian forests and features a dark red colour verging on brown capable of offering surface hues of rare beauty. The Palissandro Santos finish has a continuous vertical grain match.

(vertical grain)



LN61

Palissandro Santos

MACASSAR EBONY (EBANO MACASSAR)

originates from the island of Sulawesi. It is much appreciated in cabinet making to the extent that—in Italian—the name of this art (ebanisteria) comes from the word ebony. Macassar is not total black but has dark brown streaks. The Ebano Macassar finish has a continuous horizontal grain match.

(horizontal grain)



LN65

Ebano Macassar

C E S A R

N_ELLE

Design by R&D Cesar

FINISHES

HIGH-GLOSS WOOD VENEERS

Made from veneered wood particleboard, these wood finishes are beautified on both surfaces by means of an elaborate finishing cycle that includes the application of a specific insulating coating which also serves as a primer, some coats of polyester and various coats of a transparent, gloss varnish. The surfaces are then brushed to achieve a gloss finish – on average 95 gloss – and remove any imperfections.

Cesar has selected:

45° door	Framed door
	

ACACIA (ACACIA)

a hardy type of wood that stays relatively flexible notwithstanding its strength. As well as its quality, the appearance of acacia wood is unique and its grain - beautified by silvery hues - varies depending on how light reflects on it, creating an elegant and precious aesthetic effect further heightened by the fuming process the acacia wood chosen by Cesar is subjected to. It is supplied with a vertical grain match.

(vertical grain)



Acacia

"DESATURATO" WALNUT (NOCE DESATURATO)

which in the high-gloss version further enhances the beauty and grain of this wood. Noce Desaturato is supplied with a vertical grain match.

(vertical grain)



Noce Desaturato

THE SYCAMORE (SICOMORO)

tree has been widespread in Africa and in the Middle-East since ancient times. It is a very hard and exceptionally strong wood that was already employed by the Ancient Egyptians to make their coffins. The green and grey hues of its horizontal pattern are reminiscent of the "animalier" style with which you can create an unusual domestic setting. The Sicomoro finish cannot be produced with a continuous grain match.

(continuous grain match not available)



Sicomoro

C E S A R

N_ELLE

Design by R&D Cesar


FINISHES

45° door	Framed door
	

ANTIQUÉ-EFFECT WOOD

For this finish Cesar selects Spruce (Abete) wood reclaimed from old alpine buildings. It is restored through sanding which highlights the unique characteristics accumulated by this wood over time. A black, non-toxic oil finish is then applied in order to preserve the natural features of the materials used. This process makes it possible to repair surfaces in the event of small scratches or other blemishes created by use. A blockboard structure is covered with 5-mm thick veneer in reclaimed spruce on the outside and "new" spruce on the inside. Due to its origins, antique-effect wood cannot be produced with a continuous grain match.

(vertical grain)



LC69
Tabià Nero

METALS

The name stainless steel belongs to all steels with a high chromium and nickel content, which is the reason why they don't rust when exposed to water and air. Cesar chooses AISI 304 steel containing 18% chromium and 10% nickel: a fully-recyclable material that produces no toxic emissions. Cesar makes it available in a version in which the door is totally covered with steel (on two sides and four edges) and in a version in which the reverse side is covered with a sheet of anodised aluminium.

(vertical grain)



IX30
Inox Mat



IX31
Inox Satinato

LACQUERED METALS

The technical properties of steel in a warm, decorative, elegant and refined range of finishes. The vertical satin effect creates a pleasantly dynamic surface decor. Made from a plywood panel faced with a sheet of 0.7-mm thick AISI 304, with a satin metallic lacquered finish in the Ottonato and Basalto colours. The reverse side is covered with a sheet of 0.8-mm thick anodised aluminium without a satin finish but in the same lacquer colour used for the external, exposed side.

(vertical grain)



IX12
Inox Ottonato



IX14
Inox Basalto

N_ELLE

Design by R&D Cesar

FINISHES

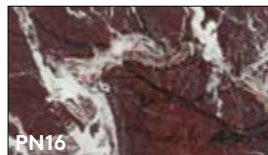
45° door	Framed door
	

NATURAL STONE


Marble, stone, granite and composite products are unique items that cannot be reproduced because they are the beautiful result of a natural process. These are natural elements extracted from quarries and then processed by man. They don't usually have an even finish; their veins are irregular and colours dissimilar and they may present surface veins that look like cracks as well as impurities and fossils. After having selected the slabs, while still on the quarry site, the skilful hands of artisans fill in any holes with special resins, almost turning each slab into a work of art. Without this work none of the stone slabs would be solid enough to be used in your home. These distinctive features are essential to the uniqueness, refinement and natural properties of this material. Marble, stone, granite and composite are not very resistant to acids, not even to weak ones such as those contained in lemons, coffee, vinegar and the like. If the surface is porous, it may absorb liquids.



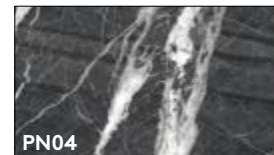
PN01
Marmo Bianco Carrara



PN16
Marmo Rosso Lepanto



PN12
Marmo Verde Guatemala



PN04
Marmo Grey Saint Laurent




PN10
Marmo Grigio Carnico



PN05
Marmo Nero Marquinia

ENGINEERED STONE

This material uses technology to reinvent the natural beauty of marble. It's an engineered material made up of about 95% natural crushed stone (marble) and 5% binding resins. A sophisticated blending process produces a product as homogenous as natural stone. Advantages: the constant quality you can expect from an industrial product – homogeneous structure and colours – the beauty and appearance of natural stone – practical to look after.



PN24
Bianco Apuano



PN23
Rosa Perlino



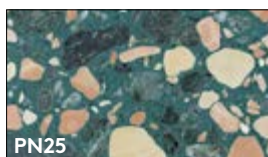
PN22
Fior Di Pesco




PN26
Breccia Andorra



PN27
Tobago



PN25
Palladio Fenice



PN20
Palladio Laguna



PN26
Nero Portorò

C E S A R

N_ELLE

Design by R&D Cesar

FINISHES

INALCO CERAMICS


45° door	Framed door
	

This material is made from extremely pure minerals melted at a high temperature which gives it excellent technical, surface and aesthetic properties. Moreover, the full digital technology applied to the whole production process allows the decorative design to be totally controlled so as to ensure aesthetic continuity throughout the product's core and on its surface. Ceramic guarantees excellent hygiene (it is stain resistant, non-absorbent and resistant to chemicals) as well as resistance to impact, scratches and thermal shock.



CE10

Blanco Abujardado Silk



CE12

Blanco Natural Silk



CE08

Blanco Plus Abujardado Pacific



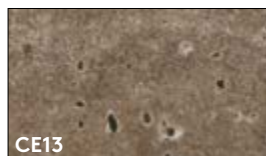
CE09

Moka Abujardado Jasper



CE19

Pacific Gris Abujardado



CE13

Gris Abujardado Geo



CE14

Gris Abujardado Iseo



CE15

Gris Natural Senda




CE16

Negro Natural Azalai




CE17

Marron Abujardado Umbra



CE11

Negro Abujardado Silk



CE18


Negro Natural Silk

FRAME DOOR FINISHES



AL05

Black Aluminum



AL01

Matt Aluminum

C E S A R

GENERAL FEATURES OF CESAR SYSTEMS

Carcasses: The materials used are FSC / Carb Phase II / TSCA Title VI compliant / F**** and V100 certified and ensure very low formaldehyde emissions and maximum resistance to humidity. They are 18 mm thick to ensure the perfect stability and durability of the hardware used.

Concealed fixings for streamlined carcass interiors. Made of rustproof galvanised metal. Capacity: from 50 kg for wall units to 240 kg for wallhung tall units.

The back panels are in 6-mm thick MDF resistant to smashing and featuring good bending strength. They are coated with water-repellent PPL (polypropylene) matching the colour of the carcass. Certified FSC / Carb Phase II / TSCA Title VI compliant / F****.

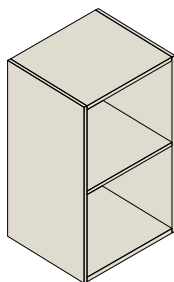
The front and rear strengthening bars are in aluminium. These bars are anodised to prevent oxidation. The front bar is finished to match the colour of the carcass.

Shelves can have a matt aluminium or satin black aluminium front edge that increases their beauty and resistance.

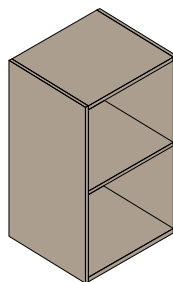
Plinths are in aluminium for maximum durability over time and minimum maintenance. They are supplied with a magnetic fastener.

The adjustable feet are in thermoplastic material with a high resistance to impact and feature dimensional stability and durability. Average resistance to compression: 400 kg/each.


Onyx Black Clip Top Blumotion hinges tested for 200,000 opening/closing cycles with integrated dampening system which can be disenabled at will. Can be easily adjusted sideways, vertically and in depth. Most Cesar carcasses mount 3 hinges.



Cenere



Grigio Fumo



Rovere Bruno

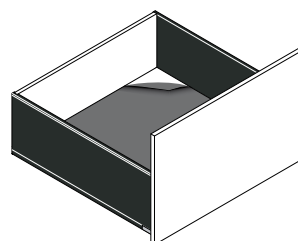
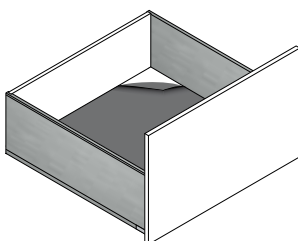
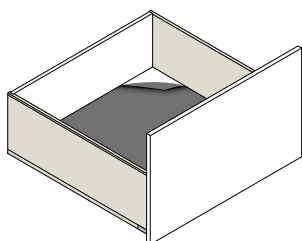
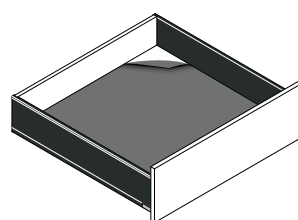
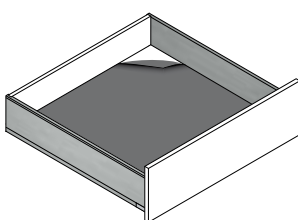
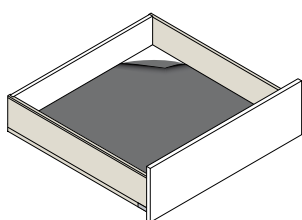
N_ELLE

Design by R&D Cesar

FINISHES

DRAWER BOX SIDES

Featuring a parallel opening mechanism and a silent, soft-close system. The higher-than-normal drawer box sides ensure 55% more storage capacity than a standard drawer. Capacity: deep drawers 70 kg, drawers 40 kg. The bottom of the drawer can be fitted with elegant, removable mats that simplify cleaning and protect the base while accessories and organisers keep the contents tidy and in place.



Cenere

Inox

Bruno